

Metal-catalyzed radical polyaddition as a novel polymer synthetic route†

Kotaro Satoh, Masato Mizutani and Masami Kamigaito*

Received (in Cambridge, UK) 14th November 2006, Accepted 11th December 2006

First published as an Advance Article on the web 11th January 2007

DOI: 10.1039/b616598b

A new class of polymerizations was developed *via* metal-catalyzed C–C bond forming radical polyaddition; the monomers were designed to have a reactive C–Cl bond, which can be activated by the metal catalysts to generate a carbon radical species, along with a C=C double bond, to which the carbon radical generated from another molecule adds to form a C–C backbone polymer with an inactive C–Cl pendant.

The metal-catalyzed atom transfer radical addition (ATRA) is one of the highly efficient carbon–carbon bond forming radical reactions, in which the radical species is generated through the metal-catalyzed cleavage of a carbon–halogen (C–X) bond and adds to an olefin to form the 1 : 1 adduct of the halide and olefin.¹ This chemistry has been effectively and widely applied to radical addition polymerizations of vinyl monomers that developed into the metal-catalyzed living radical polymerization or atom transfer radical polymerization (ATRP) and to open a new era of precision polymer synthesis.^{2–6} The radical addition polymerization proceeds *via* the metal-catalyzed reversible formation of the growing radical species from the dormant polymer terminal with a C–X bond, which originates from the halide initiator, and the addition of the growing radical species to the vinyl monomers.

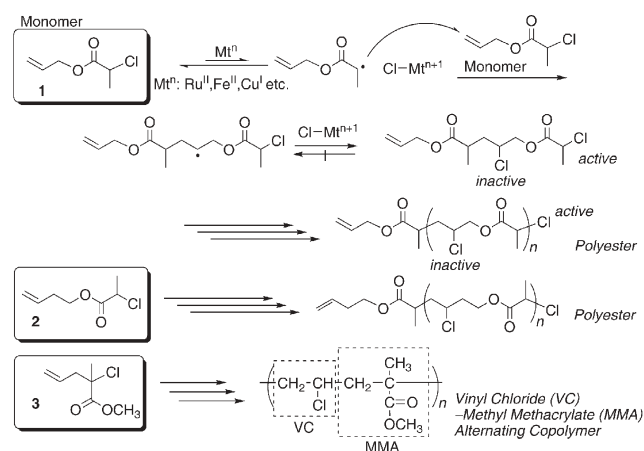
In this communication, novel radical polyaddition reactions are developed for a designed monomer that possesses an active C–X bond and an unconjugated carbon–carbon double bond *via* metal-catalyzed carbon–carbon bond forming radical reactions (Scheme 1). Namely, the active or dormant C–X bond in the monomer is activated by the metal catalysts to form a radical species, which adds to the C=C double bond of another monomer molecule to generate a C–C bond as the main chain, along with an inactive C–X bond as the pendant. The original C–X bond in the monomer or the resulting oligomer or polymer is active in the catalysis due to the adjacent carbonyl group while the resulting C–X bond is inactive due to the absence of the adjacent carbonyl moiety.⁷ These conceptually new polyaddition reactions can provide new types of linear polymers, such as the equivalents for the sequence-regulated vinyl polymers, as shown below. While monomers with a C–X bond and a conjugated C=C double bond were used in the metal-catalyzed radical addition polymerizations, the monomers served as an “ini-mer” to produce highly branched

polymers *via* the activation of both the original and the resulting C–X bonds.⁸

Herein, we designed ester-linked monomers (**1** and **2**), which would afford aliphatic polyesters, and another monomer (**3**), which could apparently produce the equivalent structure of the alternating copolymer of vinyl chloride (VC) and methyl methacrylate (MMA). All these monomers were designed to have unconjugated double bonds, and the activated C–Cl bond adjacent to the carbonyl group.

For the first attempts to show the new radical polyaddition reactions, **1**, which can be easily obtained from allyl alcohol and 2-chloropropionyl chloride, was examined in conjunction with various transition metal complexes, such as Ru^{II}, Fe^{II}, and Cu^I, in toluene at 100 °C (Fig. 1). The reactions were carried out by the appropriate combinations of the metals and the ligands, all of which are effective for the metal-catalyzed living radical polymerizations; *i.e.*, the RuCl₂(PPh₃)₃ complex with an amine additive, FeCl₂ with 4 equiv. of *Pn*-Bu₃ or *N,N,N',N',N'*-pentamethyldiethylenetriamine (PMDETA), and CuCl with 4 equiv. of PMDETA were used.^{2,3,9–11} The monomer was smoothly consumed and the conversion reached over 90% to afford polymers in high yield with the RuCl₂(PPh₃)₃, FeCl₂-*Pn*-Bu₃, and CuCl-PMDETA systems.

Fig. 2 shows the size-exclusion chromatography (SEC) curves of the polymers obtained using FeCl₂-*Pn*-Bu₃ and CuCl-PMDETA. The peaks of the SEC curves shifted to a higher molecular weight and the peak areas of the lower molecular weight regions decreased as the polymerization proceeded. Similar to the conventional step polymerizations, the molecular weight of the



Scheme 1 Transition metal catalyzed intermolecular radical polyaddition.

Department of Applied Chemistry, Graduate School of Engineering, Nagoya University, Furo-cho, Chikusa-ku, Nagoya 464-8603, Japan. E-mail: kamigait@apchem.nagoya-u.ac.jp; Fax: +81-52-789-5112; Tel: +81-52-789-5400

† Electronic supplementary information (ESI) available: Synthetic procedures, spectroscopic data, and additional experiments. See DOI: 10.1039/b616598b

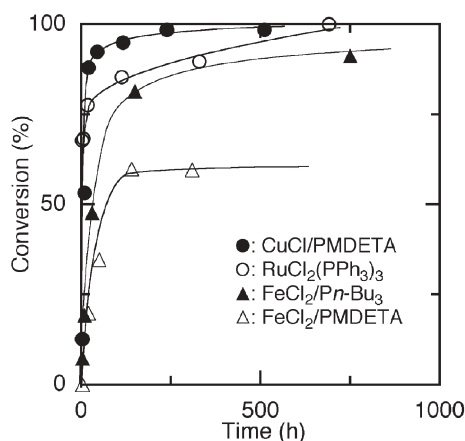


Fig. 1 Time-conversion curves for the polyaddition of allyl 2-chloropropanoate (**1**) with various metal complexes: $[1]_0 = 4.0$ M; $[Mt]_0 = 100$ mM; $[\text{ligand}]_0 = 400$ mM in toluene at 100°C . $[n\text{-Bu}_3\text{N}]_0 = 400$ mM (for Ru^{II}).

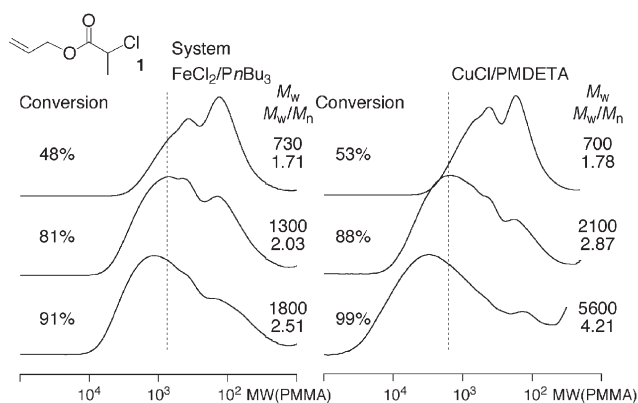


Fig. 2 Size-exclusion chromatograms of poly(**1**) obtained with the $\text{FeCl}_2\text{-Pn-Bu}_3$ (left) and CuCl-PMDETA (right) systems: $[1]_0 = 4.0$ M; $[Mt]_0 = 100$ mM; $[\text{Pn-Bu}_3]_0 = 200$ mM (for Fe); $[\text{PMDETA}]_0 = 400$ mM (for Cu) in toluene at 100°C .

polymers increased exponentially at the later stage of the polymerizations. These results indicated that the step-growth polyaddition reactions effectively took place without unwanted ring-closing processes.¹²

Table 1 summarizes the polymerizations of **1–3** with a series of the catalysts under various conditions. The reactions proceeded in all cases to produce the polymers, although the molecular weights of some polymers were relatively low. For **1** and **2**, the reaction rates and the molecular weights of the polymers were dramatically changed by a combination of the central metals and the ligands. Among them, higher molecular weights were attained with the $\text{FeCl}_2\text{-Pn-Bu}_3$ and CuCl-PMDETA systems that reached $M_w \sim 5 \times 10^3$. Furthermore, upon the addition of tin 2-ethylhexanoate $[\text{Sn}(\text{EH})_2]$, which recently proved effective as a reducing agent for the oxidized catalyst in the Cu-mediated ATRP,¹³ the reactions of **2** with the Cu and Fe systems were accelerated and the molecular weights of the polymers became the highest (ESI^+). These indicate that the polyaddition proceeded *via* a one-electron redox reaction of the metal center and that this polyaddition reaction also suffered from the formation of small amounts of inactive catalysts during the metal-catalyzed radical reactions. For **3**, which possesses a C–Cl bond similar to that derived from methacrylate, the $\text{RuCl}_2(\text{PPh}_3)_3$ system was more effective, giving a higher monomer conversion than the others. These results are consistent with the fact that the Ru^{II} -based systems are more suitable for methacrylates in terms of the control of the polymerizations.^{2,9} The addition of $\text{Sn}(\text{EH})_2$ also accelerated the polyaddition of **3** with $\text{FeCl}_2\text{-Pn-Bu}_3$, though the effects on the polymer molecular weight increase were smaller than those for **2**.

The structures of the obtained polymers were then analyzed by ^1H NMR and matrix-assisted laser-desorption-ionization time-of-flight mass (MALDI-TOF-MS) spectroscopy. Fig. 3 shows the ^1H NMR spectra of monomer **2** and typical samples of poly(**2**), which were obtained using $\text{FeCl}_2\text{-Pn-Bu}_3$ and CuCl-PMDETA and purified by preparative SEC to remove the residual monomer and the catalysts. In both spectra of the polymers, a series of sharp peaks (I' – $6'$) were observed, similar to those in the monomer (I – 6), which indicates the presence of the double bond

Table 1 Transition metal catalyzed radical polyaddition of **1–3**^a

Monomer	Metal	Ligand	$[\text{Ligand}]_0$	Additive	Temperature/ $^\circ\text{C}$	Time/h	Conversion (%) ^c	M_n^f	M_w^f	M_w/M_n^f
1	$\text{RuCl}_2(\text{PPh}_3)_3^b$	—	—	$n\text{-Bu}_3\text{N}^c$	100	330	90	410	820	2.01
1	FeCl_2	Pn-Bu_3	400 mM	None	100	1180	94	460	1000	2.28
1	FeCl_2	Pn-Bu_3	200 mM	None	100	750	91	710	1800	2.51
1	FeCl_2	Pn-Bu_3	200 mM	$\text{Sn}(\text{EH})_2^d$	100	750	87	630	1500	2.35
1	FeCl_2	PMDETA	400 mM	None	100	310	60	1100	4000	3.70
1	CuCl	PMDETA	400 mM	None	100	240	99	1300	5600	4.21
2	FeCl_2	Pn-Bu_3	200 mM	None	100	250	91	620	1200	1.95
2	FeCl_2	PPh_3	400 mM	None	100	300	47	400	610	1.52
2	FeCl_2	Pn-Bu_3	200 mM	$\text{Sn}(\text{EH})_2^d$	100	480	>99	1500	3500	2.32
2	CuCl	PMDETA	400 mM	None	100	460	97	1100	3000	2.74
2	CuCl	PMDETA	400 mM	None	80	240	97	1700	5500	3.30
2	CuCl	PMDETA	400 mM	None	60	1350	99	2600	11 000	4.12
2	CuCl	PMDETA	400 mM	$\text{Sn}(\text{EH})_2^d$	60	500	>99	4600	21 000	4.60
3	$\text{RuCl}_2(\text{PPh}_3)_3^b$	—	—	$n\text{-Bu}_3\text{N}^c$	100	700	92	540	910	1.68
3	FeCl_2	Pn-Bu_3	200 mM	None	100	1500	75	470	660	1.42
3	FeCl_2	Pn-Bu_3	400 mM	$\text{Sn}(\text{EH})_2^d$	100	480	79	490	770	1.57
3	CuCl	PMDETA	400 mM	None	100	540	62	570	980	1.73

^a Polymerization conditions: $[2]_0 = 4.0$ M; $[\text{Metal}]_0 = 100$ mM in toluene. ^b $\text{RuCl}_2(\text{PPh}_3)_3$ was used as purchased. ^c $[n\text{-Bu}_3\text{N}]_0 = 400$ mM. ^d $[\text{Sn}(\text{EH})_2]_0 = 45$ mM; EH: 2-ethylhexanoate. ^e Determined by gas chromatography. ^f The number-average and weight-average molecular weight (M_n and M_w , respectively) and polydispersity index (M_w/M_n) were determined by size-exclusion chromatography.

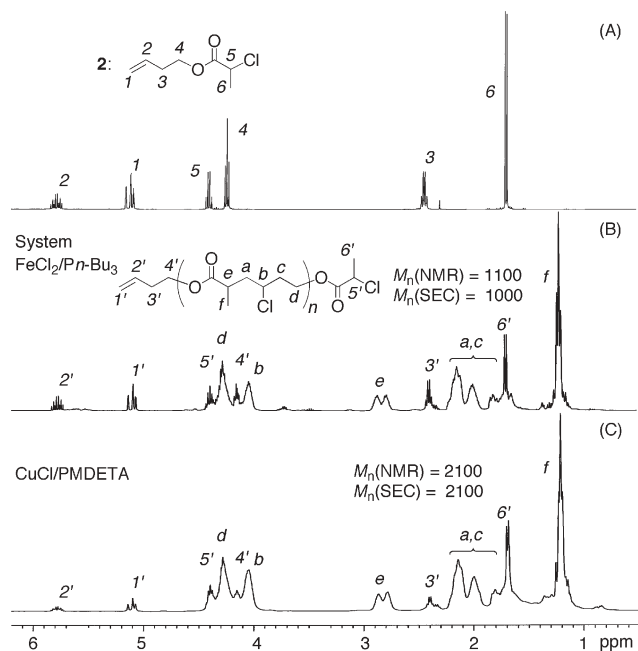


Fig. 3 ^1H NMR spectra of (A) 3-butenyl 2-chloropropionate (**2**) and poly(**2**) obtained in toluene with (B) $\text{FeCl}_2\text{-P}n\text{-Bu}_3$ at $100\text{ }^\circ\text{C}$ or (C) CuCl-PMDETA at $80\text{ }^\circ\text{C}$.

and the active C–Cl bonds at the chain ends of the polymers. In addition to these signals, broad and relatively large peaks (*a–f*) appeared, assignable to the main chain protons of the repeating units of the aliphatic polyester that should be generated *via* the expected polyaddition reactions. No unsaturated protons, possibly caused by chlorine elimination, were detected other than those of the original terminal C=C bond, further indicating that the effective polyaddition reactions proceeded without any significant side reactions under the appropriate conditions. The molecular weights determined from the relative peak areas of the main-chain repeat units (*e*) to the end-group moiety (*I'* and *2'*) were close to those determined by SEC. These results show that the polymers were produced *via* the expected intermolecular polyaddition.

Fig. 4 shows the MALDI-TOF-MS spectra of poly(**1**) and poly(**2**) obtained using the CuCl-PMDETA system. The spectra consist of a series of peaks each separated by 148.3 and 161.8 Da intervals, which correspond to the formula weight of monomers **1** and **2**, respectively. The molecular weights of each individual peak were very close to the calculated values; *i.e.*, multiples of the formula weight of **1** or **2** plus the sodium ion from the salt for the MS analysis. This again indicates that the polymerizations proceed *via* intermolecular polyaddition. Both spectra exhibited a minor series of peaks, shifted by *ca.* 35 Da from the major series, which most probably suggests some loss of the reactive Cl atom at the chain end during the laser-induced ionization. Similar Cl-capped polymers synthesized *via* the living radical polymerization also lose the halogen at the ω -end during the MS analysis.¹⁴ In contrast, the resulting C–Cl bonds in the main chain are more stable even toward the laser ionization.

In conclusion, metal-catalyzed intermolecular radical polyadditions successfully proceeded for the designed monomers and proved a novel polymer synthetic method. Further studies are now

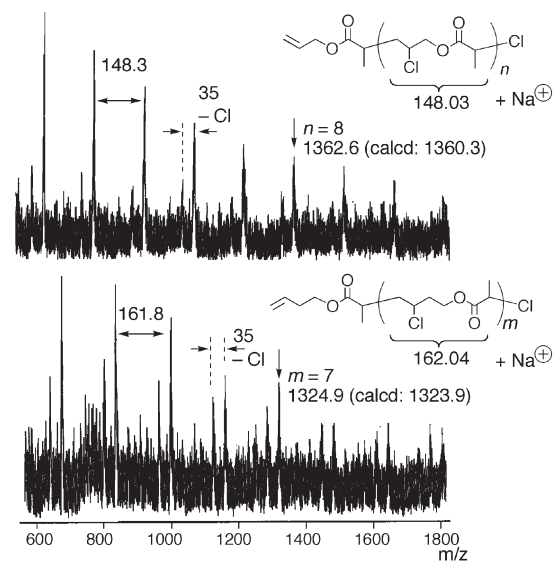


Fig. 4 MALDI-TOF-MS spectra of poly(**1**) ($M_n = 1600$, $M_w/M_n = 2.51$) and poly(**2**) ($M_n = 1300$, $M_w/M_n = 3.07$) obtained with CuCl-PMDETA : $[\text{M}]_0 = 4.0\text{ M}$; $[\text{CuCl}]_0 = 100\text{ mM}$; $[\text{PMDETA}]_0 = 400\text{ mM}$ in toluene at $100\text{ }^\circ\text{C}$.

in progress to explore the systems for designing the equivalents to the sequence-regulated vinyl polymers.

This work was supported in part by a Grant-in-Aid for Scientific Research (B) No. 18350061 by the Ministry of Education, Culture, Sports, Science and Technology, Japan.

Notes and references

- (a) M. S. Kharasch, E. V. Jensen and W. H. Urry, *Science*, 1945, **102**, 128; (b) F. Minisci, *Acc. Chem. Res.*, 1975, **8**, 165; (c) J. P. Iqbal, B. Bhatia and N. K. Nayyar, *Chem. Rev.*, 1994, **94**, 519; (d) R. A. Gossage, L. A. van de Kuil and G. van Koten, *Acc. Chem. Res.*, 1998, **31**, 423.
- (a) M. Kato, M. Kamigaito, M. Sawamoto and T. Higashimura, *Macromolecules*, 1995, **28**, 1721; (b) M. Kamigaito, T. Ando and M. Sawamoto, *Chem. Rev.*, 2001, **101**, 3689; (c) M. Kamigaito, T. Ando and M. Sawamoto, *Chem. Rev.*, 2004, **4**, 159.
- (a) J.-S. Wang and K. Matyjaszewski, *J. Am. Chem. Soc.*, 1995, **117**, 5614; (b) K. Matyjaszewski and J. Xia, *Chem. Rev.*, 2001, **101**, 2921.
- V. Percec and B. Barboiu, *Macromolecules*, 1995, **28**, 7970.
- C. Granel, Ph. Dubois, R. Jérôme and Ph. Teyssié, *Macromolecules*, 1996, **29**, 8576.
- D. M. Haddleton, C. B. Jasieczek, M. J. Hannon and A. J. Shooter, *Macromolecules*, 1997, **30**, 2190.
- V. Coessens, J. Pyun, P. J. Miller, S. G. Gaynor and K. Matyjaszewski, *Macromol. Rapid Commun.*, 2000, **21**, 103.
- (a) J. M. J. Fréchet, M. Henmi, I. Gitsov, S. Aoshima, M. Leduc and R. B. Grubbs, *Science*, 1995, **269**, 1080; (b) K. Matyjaszewski, S. G. Gaynor and A. H. E. Müller, *Macromolecules*, 1997, **30**, 7034.
- S. Hamasaki, M. Kamigaito and M. Sawamoto, *Macromolecules*, 2002, **35**, 2934.
- (a) T. Ando, M. Kamigaito and M. Sawamoto, *Macromolecules*, 1997, **30**, 4507; (b) K. Matyjaszewski, M. Wei, J. Xia and N. E. McDermott, *Macromolecules*, 1997, **30**, 8161.
- J. Xia and K. Matyjaszewski, *Macromolecules*, 1997, **30**, 7697.
- F. De Campo, D. Lastécouères and J.-B. Verlhac, *J. Chem. Soc., Perkin Trans. 1*, 2000, 575.
- (a) W. Jakubowski and K. Matyjaszewski, *Macromolecules*, 2005, **38**, 4139; (b) W. Jakubowski, K. Min and K. Matyjaszewski, *Macromolecules*, 2006, **39**, 39.
- H. Nonaka, M. Ouchi, M. Kamigaito and M. Sawamoto, *Macromolecules*, 2001, **34**, 2083.